

Optical Waveguide Theory (C)



Manfred Hammer*

Theoretical Electrical Engineering
Paderborn University, Germany

Paderborn University — Summer Semester 2020

** Theoretical Electrical Engineering, Paderborn University
Warburger Straße 100, 33098 Paderborn, Germany*

*Phone: +49(0)5251/60-3560
E-mail: manfred.hammer@uni-paderborn.de*

Optical waveguide theory

- A Photonics / integrated optics; theory, motto; phenomena, introductory examples.
- B Brush up on mathematical tools.
- C Maxwell equations, different formulations, interfaces, energy and power flow.
- D Classes of simulation tasks: scattering problems, mode analysis, resonance problems.
- E Normal modes of dielectric optical waveguides, mode interference.
- F Examples for dielectric optical waveguides.
- G Waveguide discontinuities & circuits, scattering matrices, reciprocal circuits.
- H Bent optical waveguides; whispering gallery resonances; circular microresonators.
- I Coupled mode theory, perturbation theory.
 - Hybrid analytical / numerical coupled mode theory.
- J A touch of photonic crystals; a touch of plasmonics.
 - Oblique semi-guided waves: 2-D integrated optics.
 - Summary, concluding remarks.

...?

“This concerns time harmonic fields ... with angular frequency ..., for vacuum wavenumber ..., speed of light ..., and wavelength ...”

“The problem is governed by the Maxwell curl equations in the frequency domain for the electric field ... and magnetic field ..., for (lossless) uncharged dielectric, nonmagnetic linear (isotropic) media with (piecewise constant) relative permittivity ... :

...

(.)”

[M. Hammer, A. Hildebrandt, J. Förstner, *Journal of Lightwave Technology* **34**(3), 997 (2016)]

Maxwell equations, Fourier transform

$$\nabla \cdot \mathbf{D} = \rho_f, \quad \nabla \times \mathbf{E} = -\dot{\mathbf{B}}, \quad \nabla \cdot \mathbf{B} = 0, \quad \nabla \times \mathbf{H} = \mathbf{J}_f + \dot{\mathbf{D}}$$

$$\& \quad \mathbf{F}(\mathbf{r}, t) = \frac{1}{\sqrt{2\pi}} \int \tilde{\mathbf{F}}(\mathbf{r}, \omega) e^{i\omega t} d\omega, \quad \tilde{\mathbf{F}}(\mathbf{r}, \omega) = \frac{1}{\sqrt{2\pi}} \int \mathbf{F}(\mathbf{r}, t) e^{-i\omega t} dt$$

Maxwell equations, Fourier transform

$$\nabla \cdot \mathbf{D} = \rho_f, \quad \nabla \times \mathbf{E} = -\dot{\mathbf{B}}, \quad \nabla \cdot \mathbf{B} = 0, \quad \nabla \times \mathbf{H} = \mathbf{J}_f + \dot{\mathbf{D}}$$

$$\& \quad \mathbf{F}(\mathbf{r}, t) = \frac{1}{\sqrt{2\pi}} \int \tilde{\mathbf{F}}(\mathbf{r}, \omega) e^{i\omega t} d\omega, \quad \tilde{\mathbf{F}}(\mathbf{r}, \omega) = \frac{1}{\sqrt{2\pi}} \int \mathbf{F}(\mathbf{r}, t) e^{-i\omega t} dt$$



$$\mathbf{E}(\mathbf{r}, t), \mathbf{D}(\mathbf{r}, t), \mathbf{B}(\mathbf{r}, t), \mathbf{H}(\mathbf{r}, t), \rho_f(\mathbf{r}, t), \mathbf{J}_f(\mathbf{r}, t)$$

$$\longleftrightarrow \tilde{\mathbf{E}}(\mathbf{r}, \omega), \tilde{\mathbf{D}}(\mathbf{r}, \omega), \tilde{\mathbf{B}}(\mathbf{r}, \omega), \tilde{\mathbf{H}}(\mathbf{r}, \omega), \tilde{\rho}_f(\mathbf{r}, \omega), \tilde{\mathbf{J}}_f(\mathbf{r}, \omega),$$

$$\nabla \cdot \tilde{\mathbf{D}} = \tilde{\rho}_f, \quad \nabla \times \tilde{\mathbf{E}} = -i\omega \tilde{\mathbf{B}}, \quad \nabla \cdot \tilde{\mathbf{B}} = 0, \quad \nabla \times \tilde{\mathbf{H}} = \tilde{\mathbf{J}}_f + i\omega \tilde{\mathbf{D}}$$

(Caution: arbitrary choice of $\sim \exp(\pm i\omega t)$!).

Maxwell equations, frequency domain

$$\nabla \cdot \tilde{\mathbf{D}} = \tilde{\rho}_f, \quad \nabla \times \tilde{\mathbf{E}} = -i\omega \tilde{\mathbf{B}}, \quad \nabla \cdot \tilde{\mathbf{B}} = 0, \quad \nabla \times \tilde{\mathbf{H}} = \tilde{\mathbf{J}}_f + i\omega \tilde{\mathbf{D}}.$$

$$\mathbf{F}(\mathbf{r}, t) \in \mathbb{R} \quad \rightsquigarrow \quad \tilde{\mathbf{F}}(\mathbf{r}, -\omega) = (\tilde{\mathbf{F}}(\mathbf{r}, \omega))^*$$

Maxwell equations, frequency domain

$$\nabla \cdot \tilde{\mathbf{D}} = \tilde{\rho}_f, \quad \nabla \times \tilde{\mathbf{E}} = -i\omega\tilde{\mathbf{B}}, \quad \nabla \cdot \tilde{\mathbf{B}} = 0, \quad \nabla \times \tilde{\mathbf{H}} = \tilde{\mathbf{J}}_f + i\omega\tilde{\mathbf{D}}.$$

$$\mathbf{F}(\mathbf{r}, t) \in \mathbb{R} \rightsquigarrow \tilde{\mathbf{F}}(\mathbf{r}, -\omega) = (\tilde{\mathbf{F}}(\mathbf{r}, \omega))^*$$

“at frequency ω_0 ”:
$$\tilde{\mathbf{F}}(\mathbf{r}, \omega) = \sqrt{\frac{\pi}{2}} \bar{\mathbf{F}}(\mathbf{r}) \delta(\omega - \omega_0) + \sqrt{\frac{\pi}{2}} \bar{\mathbf{F}}^*(\mathbf{r}) \delta(\omega + \omega_0)$$

Maxwell equations, frequency domain

$$\nabla \cdot \tilde{\mathbf{D}} = \tilde{\rho}_f, \quad \nabla \times \tilde{\mathbf{E}} = -i\omega\tilde{\mathbf{B}}, \quad \nabla \cdot \tilde{\mathbf{B}} = 0, \quad \nabla \times \tilde{\mathbf{H}} = \tilde{\mathbf{J}}_f + i\omega\tilde{\mathbf{D}}.$$

$$\mathbf{F}(\mathbf{r}, t) \in \mathbb{R} \rightsquigarrow \tilde{\mathbf{F}}(\mathbf{r}, -\omega) = (\tilde{\mathbf{F}}(\mathbf{r}, \omega))^*$$

“at frequency ω_0 ”: $\tilde{\mathbf{F}}(\mathbf{r}, \omega) = \sqrt{\frac{\pi}{2}} \bar{\mathbf{F}}(\mathbf{r}) \delta(\omega - \omega_0) + \sqrt{\frac{\pi}{2}} \bar{\mathbf{F}}^*(\mathbf{r}) \delta(\omega + \omega_0)$

↪ $\mathbf{F}(\mathbf{r}, t) = \frac{1}{2} \left\{ \bar{\mathbf{F}}(\mathbf{r}) e^{i\omega_0 t} + \bar{\mathbf{F}}^*(\mathbf{r}) e^{-i\omega_0 t} \right\},$

$$\mathbf{F}(\mathbf{r}, t) = \text{Re} \left\{ \bar{\mathbf{F}}(\mathbf{r}) e^{i\omega_0 t} \right\},$$

$$“\mathbf{F}(\mathbf{r}, t) = \frac{1}{2} \bar{\mathbf{F}}(\mathbf{r}) e^{i\omega_0 t} + \text{c.c.}.”$$

Maxwell equations, frequency domain

$$\nabla \cdot \tilde{\mathbf{D}} = \tilde{\rho}_f, \quad \nabla \times \tilde{\mathbf{E}} = -i\omega\tilde{\mathbf{B}}, \quad \nabla \cdot \tilde{\mathbf{B}} = 0, \quad \nabla \times \tilde{\mathbf{H}} = \tilde{\mathbf{J}}_f + i\omega\tilde{\mathbf{D}}.$$

$$\mathbf{F}(\mathbf{r}, t) \in \mathbb{R} \rightsquigarrow \tilde{\mathbf{F}}(\mathbf{r}, -\omega) = (\tilde{\mathbf{F}}(\mathbf{r}, \omega))^*$$

“at frequency ω_0 ”: $\tilde{\mathbf{F}}(\mathbf{r}, \omega) = \sqrt{\frac{\pi}{2}} \bar{\mathbf{F}}(\mathbf{r}) \delta(\omega - \omega_0) + \sqrt{\frac{\pi}{2}} \bar{\mathbf{F}}^*(\mathbf{r}) \delta(\omega + \omega_0)$

$$\hookrightarrow \mathbf{F}(\mathbf{r}, t) = \frac{1}{2} \left\{ \bar{\mathbf{F}}(\mathbf{r}) e^{i\omega_0 t} + \bar{\mathbf{F}}^*(\mathbf{r}) e^{-i\omega_0 t} \right\},$$

$$\mathbf{F}(\mathbf{r}, t) = \text{Re} \left\{ \bar{\mathbf{F}}(\mathbf{r}) e^{i\omega_0 t} \right\},$$

$$“\mathbf{F}(\mathbf{r}, t) = \frac{1}{2} \bar{\mathbf{F}}(\mathbf{r}) e^{i\omega_0 t} + \text{c.c.}.”$$

$$\hookrightarrow \bar{\mathbf{E}}(\mathbf{r}), \bar{\mathbf{D}}(\mathbf{r}), \bar{\mathbf{B}}(\mathbf{r}), \bar{\mathbf{H}}(\mathbf{r}), \bar{\rho}_f(\mathbf{r}), \bar{\mathbf{J}}_f(\mathbf{r}), \sim \exp(i\omega_0 t),$$

$$\nabla \cdot \bar{\mathbf{D}} = \bar{\rho}_f, \quad \nabla \times \bar{\mathbf{E}} = -i\omega_0 \bar{\mathbf{B}}, \quad \nabla \cdot \bar{\mathbf{B}} = 0, \quad \nabla \times \bar{\mathbf{H}} = \bar{\mathbf{J}}_f + i\omega_0 \bar{\mathbf{D}}.$$

Caution: Decorations $\bar{\cdot}, \sim, \omega_0$ are usually omitted; context determines interpretation of symbols.

Polarization

$\tilde{\mathbf{P}}$: density of electric dipole moment (bound charges).

$$\tilde{\mathbf{D}} = \epsilon_0 \tilde{\mathbf{E}} + \tilde{\mathbf{P}}, \quad [\tilde{\mathbf{D}}] = [\tilde{\mathbf{P}}] = \frac{\text{As m}}{\text{m}^3}, \quad [\tilde{\mathbf{E}}] = \frac{\text{V}}{\text{m}},$$


▶ vacuum permittivity $\epsilon_0 = 8.854187817 \dots \cdot 10^{-12} \left[\frac{\text{F}}{\text{m}} = \frac{\text{As}}{\text{Vm}} \right]$.

Polarization

$\tilde{\mathbf{P}}$: density of electric dipole moment (bound charges).

$$\tilde{\mathbf{D}} = \epsilon_0 \tilde{\mathbf{E}} + \tilde{\mathbf{P}}, \quad [\tilde{\mathbf{D}}] = [\tilde{\mathbf{P}}] = \frac{\text{As m}}{\text{m}^3}, \quad [\tilde{\mathbf{E}}] = \frac{\text{V}}{\text{m}},$$

▶ vacuum permittivity $\epsilon_0 = 8.854187817 \dots \cdot 10^{-12} \left[\frac{\text{F}}{\text{m}} = \frac{\text{As}}{\text{Vm}} \right]$.


- Local dipoles induced by $\tilde{\mathbf{E}}$  $\tilde{\mathbf{P}}(\tilde{\mathbf{E}})$.

Polarization

$\tilde{\mathbf{P}}$: density of electric dipole moment (bound charges).

$$\tilde{\mathbf{D}} = \epsilon_0 \tilde{\mathbf{E}} + \tilde{\mathbf{P}}, \quad [\tilde{\mathbf{D}}] = [\tilde{\mathbf{P}}] = \frac{\text{As m}}{\text{m}^3}, \quad [\tilde{\mathbf{E}}] = \frac{\text{V}}{\text{m}},$$

▶ vacuum permittivity $\epsilon_0 = 8.854187817 \dots \cdot 10^{-12} \left[\frac{\text{F}}{\text{m}} = \frac{\text{As}}{\text{Vm}} \right]$.

• Local dipoles induced by $\tilde{\mathbf{E}}$  $\tilde{\mathbf{P}}(\tilde{\mathbf{E}})$.

• Linear dielectrics:

$$\tilde{\mathbf{P}} = \epsilon_0 \hat{\chi}_e \tilde{\mathbf{E}}, \quad \hat{\chi}_e: \text{dielectric susceptibility, } [\hat{\chi}_e] = \hat{1}.$$

 $\tilde{\mathbf{D}} = \epsilon_0 (\hat{1} + \hat{\chi}_e) \tilde{\mathbf{E}} = \epsilon_0 \hat{\epsilon} \tilde{\mathbf{E}}, \quad \hat{\epsilon}: \text{relative permittivity, } [\hat{\epsilon}] = \hat{1}.$

Polarization

$\tilde{\mathbf{P}}$: density of electric dipole moment (bound charges).

$$\tilde{\mathbf{D}} = \epsilon_0 \tilde{\mathbf{E}} + \tilde{\mathbf{P}}, \quad [\tilde{\mathbf{D}}] = [\tilde{\mathbf{P}}] = \frac{\text{As m}}{\text{m}^3}, \quad [\tilde{\mathbf{E}}] = \frac{\text{V}}{\text{m}},$$

▶ vacuum permittivity $\epsilon_0 = 8.854187817 \dots \cdot 10^{-12} \left[\frac{\text{F}}{\text{m}} = \frac{\text{As}}{\text{Vm}} \right]$.

• Local dipoles induced by $\tilde{\mathbf{E}} \rightsquigarrow \tilde{\mathbf{P}}(\tilde{\mathbf{E}})$.

• Linear dielectrics:

$$\tilde{\mathbf{P}} = \epsilon_0 \hat{\chi}_e \tilde{\mathbf{E}}, \quad \hat{\chi}_e: \text{dielectric susceptibility}, \quad [\hat{\chi}_e] = \hat{1}.$$

↳
$$\tilde{\mathbf{D}} = \epsilon_0 (\hat{1} + \hat{\chi}_e) \tilde{\mathbf{E}} = \epsilon_0 \hat{\epsilon} \tilde{\mathbf{E}}, \quad \hat{\epsilon}: \text{relative permittivity}, \quad [\hat{\epsilon}] = \hat{1}.$$

- $\hat{\chi}_e(\mathbf{r}, \omega)$, $\hat{\epsilon}(\mathbf{r}, \omega)$ are determined in the frequency domain.
- Complications: $\text{Im } \epsilon$, $\hat{\epsilon}(T)$, $\hat{\epsilon}(\mathbf{F})$, $\chi_{jkl}^{(2)} E_k E_l$, $\chi_{jklm}^{(3)} E_k E_l E_m, \dots$
- Simpler cases: $\hat{\epsilon}(\mathbf{r})$, $\hat{\epsilon} = \epsilon \hat{1}$.

Magnetization

$\tilde{\mathbf{M}}$: density of magnetic dipole moments (bound currents).

$$\tilde{\mathbf{H}} = \frac{1}{\mu_0} \tilde{\mathbf{B}} - \tilde{\mathbf{M}}, \quad [\tilde{\mathbf{H}}] = [\mathbf{M}] = \frac{\text{A m}^2}{\text{m}^3}, \quad [\tilde{\mathbf{B}}] = \text{T} = \frac{\text{Vs}}{\text{m}^2},$$


▶ vacuum permeability $\mu_0 = 4\pi \cdot 10^{-7} \left[\frac{\text{N}}{\text{A}^2} = \frac{\text{Vs}}{\text{Am}} \right]$.

Magnetization

$\tilde{\mathbf{M}}$: density of magnetic dipole moments (bound currents).

$$\tilde{\mathbf{H}} = \frac{1}{\mu_0} \tilde{\mathbf{B}} - \tilde{\mathbf{M}}, \quad [\tilde{\mathbf{H}}] = [\mathbf{M}] = \frac{\text{A m}^2}{\text{m}^3}, \quad [\tilde{\mathbf{B}}] = \text{T} = \frac{\text{Vs}}{\text{m}^2},$$

▶ vacuum permeability $\mu_0 = 4\pi \cdot 10^{-7} \left[\frac{\text{N}}{\text{A}^2} = \frac{\text{Vs}}{\text{Am}} \right]$.


- Local dipoles induced by $\tilde{\mathbf{H}}$  $\tilde{\mathbf{M}}(\tilde{\mathbf{H}})$.

Magnetization


$\tilde{\mathbf{M}}$: density of magnetic dipole moments (bound currents).

$$\tilde{\mathbf{H}} = \frac{1}{\mu_0} \tilde{\mathbf{B}} - \tilde{\mathbf{M}}, \quad [\tilde{\mathbf{H}}] = [\mathbf{M}] = \frac{\text{A m}^2}{\text{m}^3}, \quad [\tilde{\mathbf{B}}] = \text{T} = \frac{\text{Vs}}{\text{m}^2},$$

▶ vacuum permeability $\mu_0 = 4\pi \cdot 10^{-7} \left[\frac{\text{N}}{\text{A}^2} = \frac{\text{Vs}}{\text{Am}} \right]$.

• Local dipoles induced by $\tilde{\mathbf{H}}$  $\tilde{\mathbf{M}}(\tilde{\mathbf{H}})$.

• Linear magnetic media:

$\tilde{\mathbf{M}} = \hat{\chi}_m \tilde{\mathbf{H}}, \quad \hat{\chi}_m$: magnetic susceptibility, $[\hat{\chi}_m] = \hat{1}$.
 $\tilde{\mathbf{B}} = \mu_0(\hat{1} + \hat{\chi}_m)\tilde{\mathbf{H}} = \mu_0\hat{\mu}\tilde{\mathbf{H}}, \quad \hat{\mu}$: relative permeability, $[\hat{\mu}] = \hat{1}$.

Magnetization

$\tilde{\mathbf{M}}$: density of magnetic dipole moments (bound currents).

$$\tilde{\mathbf{H}} = \frac{1}{\mu_0} \tilde{\mathbf{B}} - \tilde{\mathbf{M}}, \quad [\tilde{\mathbf{H}}] = [\mathbf{M}] = \frac{\text{A m}^2}{\text{m}^3}, \quad [\tilde{\mathbf{B}}] = \text{T} = \frac{\text{Vs}}{\text{m}^2},$$

▶ vacuum permeability $\mu_0 = 4\pi \cdot 10^{-7} \left[\frac{\text{N}}{\text{A}^2} = \frac{\text{Vs}}{\text{Am}} \right]$.

• Local dipoles induced by $\tilde{\mathbf{H}}$ \rightsquigarrow $\tilde{\mathbf{M}}(\tilde{\mathbf{H}})$.

• Linear magnetic media:

$$\tilde{\mathbf{M}} = \hat{\chi}_m \tilde{\mathbf{H}}, \quad \hat{\chi}_m: \text{magnetic susceptibility}, \quad [\hat{\chi}_m] = \hat{1}.$$

↪ $\tilde{\mathbf{B}} = \mu_0 (\hat{1} + \hat{\chi}_m) \tilde{\mathbf{H}} = \mu_0 \hat{\mu} \tilde{\mathbf{H}}, \quad \hat{\mu}: \text{relative permeability}, \quad [\hat{\mu}] = \hat{1}.$

- $\hat{\chi}_m(\mathbf{r}, \omega)$, $\hat{\mu}(\mathbf{r}, \omega)$ are determined in the frequency domain.
- Complications: manifold.
- Traditional integrated optics (frequencies, media): $\hat{\mu}(\mathbf{r}) = \hat{1}$.

Maxwell equations, dispersion

(Material) **dispersion**: $\hat{\epsilon}(\mathbf{r}, \omega)$, $\hat{\mu}(\mathbf{r}, \omega)$ are frequency dependent.

$$\tilde{\mathbf{D}}(\mathbf{r}, \omega) = \epsilon_0 \hat{\epsilon}(\mathbf{r}, \omega) \tilde{\mathbf{E}}(\mathbf{r}, \omega), \quad \tilde{\mathbf{B}}(\mathbf{r}, \omega) = \mu_0 \hat{\mu}(\mathbf{r}, \omega) \tilde{\mathbf{H}}(\mathbf{r}, \omega)$$

Maxwell equations, dispersion

(Material) **dispersion**: $\hat{\epsilon}(\mathbf{r}, \omega)$, $\hat{\mu}(\mathbf{r}, \omega)$ are frequency dependent.

$$\tilde{\mathbf{D}}(\mathbf{r}, \omega) = \epsilon_0 \hat{\epsilon}(\mathbf{r}, \omega) \tilde{\mathbf{E}}(\mathbf{r}, \omega), \quad \tilde{\mathbf{B}}(\mathbf{r}, \omega) = \mu_0 \hat{\mu}(\mathbf{r}, \omega) \tilde{\mathbf{H}}(\mathbf{r}, \omega)$$

↪
$$\mathbf{D}(\mathbf{r}, t) = \epsilon_0 \int \hat{\epsilon}_{\text{TD}}(\mathbf{r}, t - t') \mathbf{E}(\mathbf{r}, t') dt',$$

$$\mathbf{B}(\mathbf{r}, t) = \mu_0 \int \hat{\mu}_{\text{TD}}(\mathbf{r}, t - t') \mathbf{H}(\mathbf{r}, t') dt'.$$

Helmholtz equations


Linear dielectric media without free charges or currents,
time dependence $\sim \exp(i\omega t)$, fields $\mathbf{E}(\mathbf{r})$, $\mathbf{D}(\mathbf{r})$, $\mathbf{B}(\mathbf{r})$, $\mathbf{H}(\mathbf{r})$,
material properties $\hat{\epsilon}(\mathbf{r})$, $\hat{\mu}(\mathbf{r})$:

$$\begin{aligned}\nabla \cdot \mathbf{D} &= 0, & \nabla \times \mathbf{E} &= -i\omega\mathbf{B}, & \nabla \cdot \mathbf{B} &= 0, & \nabla \times \mathbf{H} &= i\omega\mathbf{D}, \\ \mathbf{D} &= \epsilon_0\hat{\epsilon}\mathbf{E}, & \mathbf{B} &= \mu_0\hat{\mu}\mathbf{H}.\end{aligned}$$

Helmholtz equations

Linear dielectric media without free charges or currents,
time dependence $\sim \exp(i\omega t)$, fields $\mathbf{E}(\mathbf{r})$, $\mathbf{D}(\mathbf{r})$, $\mathbf{B}(\mathbf{r})$, $\mathbf{H}(\mathbf{r})$,
material properties $\hat{\epsilon}(\mathbf{r})$, $\hat{\mu}(\mathbf{r})$:

$$\nabla \cdot \mathbf{D} = 0, \quad \nabla \times \mathbf{E} = -i\omega \mathbf{B}, \quad \nabla \cdot \mathbf{B} = 0, \quad \nabla \times \mathbf{H} = i\omega \mathbf{D},$$
$$\mathbf{D} = \epsilon_0 \hat{\epsilon} \mathbf{E}, \quad \mathbf{B} = \mu_0 \hat{\mu} \mathbf{H}.$$


$$\nabla \times \mathbf{E} = -i\omega \mu_0 \hat{\mu} \mathbf{H}, \quad \nabla \times \mathbf{H} = i\omega \epsilon_0 \hat{\epsilon} \mathbf{E}, \quad \nabla \cdot \hat{\epsilon} \mathbf{E} = 0, \quad \nabla \cdot \hat{\mu} \mathbf{H} = 0.$$

Helmholtz equations

Linear dielectric media without free charges or currents,
time dependence $\sim \exp(i\omega t)$, fields $\mathbf{E}(\mathbf{r})$, $\mathbf{D}(\mathbf{r})$, $\mathbf{B}(\mathbf{r})$, $\mathbf{H}(\mathbf{r})$,
material properties $\hat{\epsilon}(\mathbf{r})$, $\hat{\mu}(\mathbf{r})$:

$$\nabla \cdot \mathbf{D} = 0, \quad \nabla \times \mathbf{E} = -i\omega \mathbf{B}, \quad \nabla \cdot \mathbf{B} = 0, \quad \nabla \times \mathbf{H} = i\omega \mathbf{D},$$
$$\mathbf{D} = \epsilon_0 \hat{\epsilon} \mathbf{E}, \quad \mathbf{B} = \mu_0 \hat{\mu} \mathbf{H}.$$

$$\hookrightarrow \nabla \times \mathbf{E} = -i\omega \mu_0 \hat{\mu} \mathbf{H}, \quad \nabla \times \mathbf{H} = i\omega \epsilon_0 \hat{\epsilon} \mathbf{E}, \quad \nabla \cdot \hat{\epsilon} \mathbf{E} = 0, \quad \nabla \cdot \hat{\mu} \mathbf{H} = 0.$$

$$\hookrightarrow \nabla \times (\hat{\mu}^{-1} \nabla \times \mathbf{E}) = \omega^2 \epsilon_0 \mu_0 \hat{\epsilon} \mathbf{E} \quad \text{or} \quad \nabla \times (\hat{\epsilon}^{-1} \nabla \times \mathbf{H}) = \omega^2 \epsilon_0 \mu_0 \hat{\mu} \mathbf{H}.$$

Helmholtz equations

Linear dielectric media without free charges or currents,
time dependence $\sim \exp(i\omega t)$, fields $\mathbf{E}(\mathbf{r})$, $\mathbf{D}(\mathbf{r})$, $\mathbf{B}(\mathbf{r})$, $\mathbf{H}(\mathbf{r})$,
material properties $\hat{\epsilon}(\mathbf{r})$, $\hat{\mu}(\mathbf{r})$:

$$\nabla \cdot \mathbf{D} = 0, \quad \nabla \times \mathbf{E} = -i\omega \mathbf{B}, \quad \nabla \cdot \mathbf{B} = 0, \quad \nabla \times \mathbf{H} = i\omega \mathbf{D},$$
$$\mathbf{D} = \epsilon_0 \hat{\epsilon} \mathbf{E}, \quad \mathbf{B} = \mu_0 \hat{\mu} \mathbf{H}.$$

$$\hookrightarrow \nabla \times \mathbf{E} = -i\omega \mu_0 \hat{\mu} \mathbf{H}, \quad \nabla \times \mathbf{H} = i\omega \epsilon_0 \hat{\epsilon} \mathbf{E}, \quad \nabla \cdot \hat{\epsilon} \mathbf{E} = 0, \quad \nabla \cdot \hat{\mu} \mathbf{H} = 0.$$

$$\hookrightarrow \nabla \times (\hat{\mu}^{-1} \nabla \times \mathbf{E}) = \omega^2 \epsilon_0 \mu_0 \hat{\epsilon} \mathbf{E} \quad \text{or} \quad \nabla \times (\hat{\epsilon}^{-1} \nabla \times \mathbf{H}) = \omega^2 \epsilon_0 \mu_0 \hat{\mu} \mathbf{H}.$$

Where $\hat{\epsilon} = \epsilon \hat{1}$, $\nabla \epsilon = 0$, $\hat{\mu} = \mu \hat{1}$, $\nabla \mu = 0$: (!)

$$\hookrightarrow \Delta \mathbf{E} + \frac{\omega^2}{c^2} \epsilon \mu \mathbf{E} = 0 \quad \text{or} \quad \Delta \mathbf{H} + \frac{\omega^2}{c^2} \epsilon \mu \mathbf{H} = 0, \quad c = \frac{1}{\sqrt{\epsilon_0 \mu_0}}.$$

Plane harmonic waves

Where $\hat{\epsilon} = \epsilon \hat{1}$, $\nabla \epsilon = 0$, $\hat{\mu} = \mu \hat{1}$, $\nabla \mu = 0$: (!)

Components of \mathbf{E} , \mathbf{H} satisfy
$$\Delta \psi + \frac{\omega^2}{c^2} \epsilon \mu \psi = 0.$$

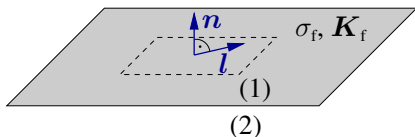
↪
$$\psi(\mathbf{r}, t) = \psi_0 e^{-i(\mathbf{k}_m \cdot \mathbf{r} - \omega t)}, \quad -k_m^2 + \frac{\omega^2}{c^2} \epsilon \mu = 0.$$

(Mixture of TD and FD expressions; ∇^2 , ∇ , Re , $1/2$, c.c. omitted; sloppy, but common.)

- Medium: refractive index: $n = \sqrt{\epsilon \mu}$
- Periodicity in time: angular frequency: ω ,
frequency: $f = \omega / (2\pi)$,
period: $T = 1/f = 2\pi / \omega$,
- Spatial periodicity: wave vector: \mathbf{k}_m , $k_m = |\mathbf{k}_m|$,
wavenumber: $k_m = \omega / c_m = (\omega / c) n = k n$,
vacuum wavenumber: $k = \omega / c$,
vacuum wavelength: $\lambda = 2\pi / k = 2\pi c / \omega$,
wavelength in the medium: $\lambda_m = 2\pi / k_m = 2\pi / (k n) = \lambda / n$.
- Phase velocity: speed of light in vacuum: $c = 1 / \sqrt{\epsilon_0 \mu_0} = \lambda f$,
in the medium: $c_m = c / n = \lambda_m f$.

(Use of symbols depends highly on context.)

Interface conditions

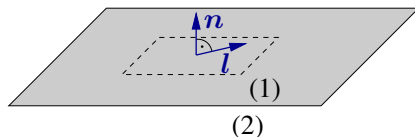


Surface between media (1) and (2), surface normal \mathbf{n} , tangents \mathbf{l} , surface charge density σ_f , surface current density \mathbf{K}_f :

$$\mathbf{n} \cdot (\mathbf{D}_1 - \mathbf{D}_2) = \sigma_f, \quad \mathbf{l} \cdot (\mathbf{E}_1 - \mathbf{E}_2) = 0,$$

$$\mathbf{n} \cdot (\mathbf{B}_1 - \mathbf{B}_2) = 0, \quad \mathbf{l} \cdot (\mathbf{H}_1 - \mathbf{H}_2) = \mathbf{l} \cdot (\mathbf{K}_f \times \mathbf{n}).$$

Interface conditions

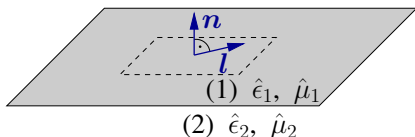


Surface between media (1) and (2), surface normal \mathbf{n} , tangents \mathbf{l} , surface without free charges or currents:

$$\mathbf{n} \cdot (\mathbf{D}_1 - \mathbf{D}_2) = 0, \quad \mathbf{l} \cdot (\mathbf{E}_1 - \mathbf{E}_2) = 0,$$

$$\mathbf{n} \cdot (\mathbf{B}_1 - \mathbf{B}_2) = 0, \quad \mathbf{l} \cdot (\mathbf{H}_1 - \mathbf{H}_2) = 0.$$

Interface conditions



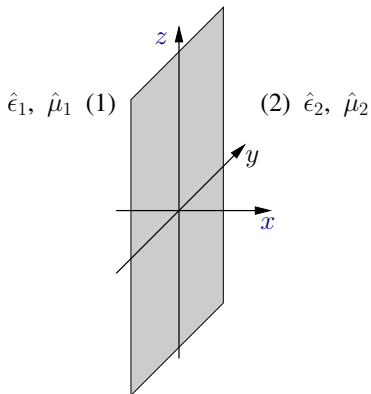
Surface between media (1) and (2), surface normal \mathbf{n} , tangents \mathbf{l} , linear media with permittivities $\hat{\epsilon}_1$, $\hat{\epsilon}_2$, and permeabilities $\hat{\mu}_1$, $\hat{\mu}_2$:

$$\mathbf{n} \cdot (\hat{\epsilon}_1 \mathbf{E}_1 - \hat{\epsilon}_2 \mathbf{E}_2) = 0, \quad \mathbf{l} \cdot (\mathbf{E}_1 - \mathbf{E}_2) = 0,$$

$$\mathbf{n} \cdot (\hat{\mu}_1 \mathbf{H}_1 - \hat{\mu}_2 \mathbf{H}_2) = 0, \quad \mathbf{l} \cdot (\mathbf{H}_1 - \mathbf{H}_2) = 0.$$

Reflection and transmission of plane waves at dielectric interfaces

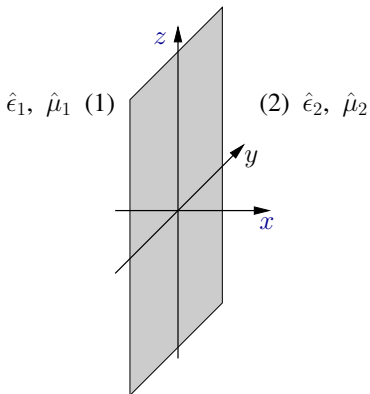
(FD)



- $\nabla \times \mathbf{E} = -i\omega\mu_0\hat{\mu}\mathbf{H}$,
 $\nabla \times \mathbf{H} = i\omega\epsilon_0\hat{\epsilon}\mathbf{E}$
- $\hat{\epsilon}(\mathbf{r})$ and $\hat{\mu}(\mathbf{r})$
are constant along y, z

Reflection and transmission of plane waves at dielectric interfaces

(FD)



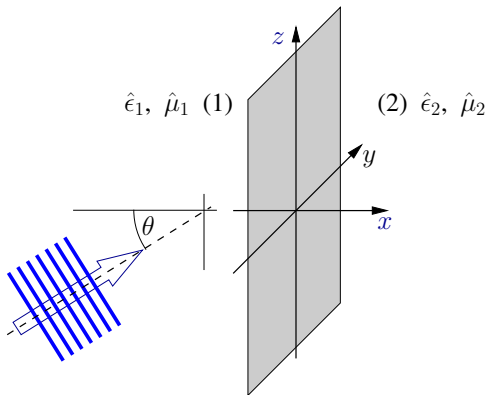
- $\nabla \times \mathbf{E} = -i\omega\mu_0\hat{\mu}\mathbf{H}$,
 $\nabla \times \mathbf{H} = i\omega\epsilon_0\hat{\epsilon}\mathbf{E}$
- $\hat{\epsilon}(\mathbf{r})$ and $\hat{\mu}(\mathbf{r})$
are constant along y, z

↪ $\mathbf{E}(\mathbf{r}) = \mathbf{E}'(x) e^{-i(k_y y + k_z z)}$, $\mathbf{H}(\mathbf{r}) = \mathbf{H}'(x) e^{-i(k_y y + k_z z)}$

1-D problem for \mathbf{E}' , \mathbf{H}' .

Reflection and transmission of plane waves at dielectric interfaces

(FD)



- $\nabla \times \mathbf{E} = -i\omega\mu_0\hat{\mu}\mathbf{H}$,
 $\nabla \times \mathbf{H} = i\omega\epsilon_0\hat{\epsilon}\mathbf{E}$
- $\hat{\epsilon}(\mathbf{r})$ and $\hat{\mu}(\mathbf{r})$
are constant along y, z

↪ $\mathbf{E}(\mathbf{r}) = \mathbf{E}'(x) e^{-i(k_y y + k_z z)}$, $\mathbf{H}(\mathbf{r}) = \mathbf{H}'(x) e^{-i(k_y y + k_z z)}$

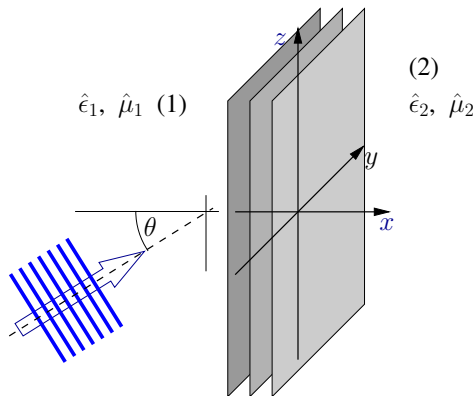
1-D problem for \mathbf{E}' , \mathbf{H}' .

(incoming plane wave at angle θ)
(orient coordinates ($k_y = 0$), plane of incidence, distinguish polarizations)
(write ansatz functions for incoming, reflected, and transmitted waves)
(interface conditions determine the amplitudes)

↪ Fresnel equations.

Dielectric multilayer structures

(FD)



- $\nabla \times \mathbf{E} = -i\omega\mu_0\hat{\mu}\mathbf{H}$,
 $\nabla \times \mathbf{H} = i\omega\epsilon_0\hat{\epsilon}\mathbf{E}$
- $\hat{\epsilon}(\mathbf{r})$ and $\hat{\mu}(\mathbf{r})$
 are constant along y, z

↪ $\mathbf{E}(\mathbf{r}) = \mathbf{E}'(x) e^{-i(k_y y + k_z z)}$, $\mathbf{H}(\mathbf{r}) = \mathbf{H}'(x) e^{-i(k_y y + k_z z)}$

1-D problem for \mathbf{E}' , \mathbf{H}' .

(...)
 (...)
 (...)
 (...)

↪ Reflectance and transmittance properties.

Energy of electromagnetic fields

(TD)

- Force on a particle with charge q , velocity \mathbf{v} , in a field \mathbf{E} , \mathbf{B} :

$$\mathbf{F} = q(\mathbf{E} + \mathbf{v} \times \mathbf{B}),$$

Energy of electromagnetic fields

(TD)

- Force on a particle with charge q , velocity \mathbf{v} , in a field \mathbf{E} , \mathbf{B} :

$$\mathbf{F} = q(\mathbf{E} + \mathbf{v} \times \mathbf{B}),$$

- work for shifting the particle by $d\mathbf{r} = \mathbf{v} dt$:

$$dW = \mathbf{F} \cdot d\mathbf{r} = q(\mathbf{E} + \mathbf{v} \times \mathbf{B}) \cdot \mathbf{v} dt = q\mathbf{E} \cdot \mathbf{v} dt,$$

Energy of electromagnetic fields

(TD)

- Force on a particle with charge q , velocity \mathbf{v} , in a field \mathbf{E} , \mathbf{B} :

$$\mathbf{F} = q(\mathbf{E} + \mathbf{v} \times \mathbf{B}),$$

- work for shifting the particle by $d\mathbf{r} = \mathbf{v} dt$:

$$dW = \mathbf{F} \cdot d\mathbf{r} = q(\mathbf{E} + \mathbf{v} \times \mathbf{B}) \cdot \mathbf{v} dt = q\mathbf{E} \cdot \mathbf{v} dt,$$

- respective power: $\frac{dW}{dt} = q\mathbf{E} \cdot \mathbf{v}.$

Energy of electromagnetic fields

(TD)

- Force on a particle with charge q , velocity \mathbf{v} , in a field \mathbf{E} , \mathbf{B} :

$$\mathbf{F} = q(\mathbf{E} + \mathbf{v} \times \mathbf{B}),$$

- work for shifting the particle by $d\mathbf{r} = \mathbf{v} dt$:

$$dW = \mathbf{F} \cdot d\mathbf{r} = q(\mathbf{E} + \mathbf{v} \times \mathbf{B}) \cdot \mathbf{v} dt = q\mathbf{E} \cdot \mathbf{v} dt,$$

- respective power: $\frac{dW}{dt} = q\mathbf{E} \cdot \mathbf{v}.$

For a charge density $\rho_f(\mathbf{r}, t)$:

force density $\mathbf{f} = \rho_f(\mathbf{E} + \mathbf{v} \times \mathbf{B}),$

↪ power density $\mathbf{f} \cdot \mathbf{v} = \rho_f \mathbf{E} \cdot \mathbf{v} = \mathbf{J}_f \cdot \mathbf{E},$

total work per time unit done in \mathcal{V} :

$$\frac{dW_{\mathcal{V}}}{dt} = \int_{\mathcal{V}} \mathbf{J}_f \cdot \mathbf{E} d\mathcal{V}.$$

Power & energy density, Poynting theorem

(TD)

$$\nabla \times \mathbf{H} = \mathbf{J}_f + \dot{\mathbf{D}}, \quad \nabla \times \mathbf{E} = -\dot{\mathbf{B}}$$

$$\hookrightarrow \frac{d}{dt} W_{\mathcal{V}}^{\text{mech}} = \int_{\mathcal{V}} \mathbf{J}_f \cdot \mathbf{E} \, d\mathcal{V} = - \int_{\mathcal{V}} (\mathbf{E} \cdot \dot{\mathbf{D}} + \mathbf{H} \cdot \dot{\mathbf{B}}) \, d\mathcal{V} - \int_{\mathcal{V}} \nabla \cdot (\mathbf{E} \times \mathbf{H}) \, d\mathcal{V},$$

Power & energy density, Poynting theorem

(TD)

$$\nabla \times \mathbf{H} = \mathbf{J}_f + \dot{\mathbf{D}}, \quad \nabla \times \mathbf{E} = -\dot{\mathbf{B}}$$

$$\hookrightarrow \frac{d}{dt} W_{\mathcal{V}}^{\text{mech}} = \int_{\mathcal{V}} \mathbf{J}_f \cdot \mathbf{E} \, d\mathcal{V} = - \int_{\mathcal{V}} (\mathbf{E} \cdot \dot{\mathbf{D}} + \mathbf{H} \cdot \dot{\mathbf{B}}) \, d\mathcal{V} - \int_{\mathcal{V}} \nabla \cdot (\mathbf{E} \times \mathbf{H}) \, d\mathcal{V},$$

- Poynting vector: $\mathbf{S} = \mathbf{E} \times \mathbf{H}$, (energy flux density, power density)

Power & energy density, Poynting theorem

(TD)

$$\nabla \times \mathbf{H} = \mathbf{J}_f + \dot{\mathbf{D}}, \quad \nabla \times \mathbf{E} = -\dot{\mathbf{B}}$$

$$\hookrightarrow \frac{d}{dt} W_{\mathcal{V}}^{\text{mech}} = \int_{\mathcal{V}} \mathbf{J}_f \cdot \mathbf{E} \, d\mathcal{V} = - \int_{\mathcal{V}} (\mathbf{E} \cdot \dot{\mathbf{D}} + \mathbf{H} \cdot \dot{\mathbf{B}}) \, d\mathcal{V} - \int_{\mathcal{V}} \nabla \cdot (\mathbf{E} \times \mathbf{H}) \, d\mathcal{V},$$

- Poynting vector: $\mathbf{S} = \mathbf{E} \times \mathbf{H}$, (energy flux density, power density)
- energy density: $w = \frac{1}{2}(\mathbf{E} \cdot \mathbf{D} + \mathbf{H} \cdot \mathbf{B})$, $W_{\mathcal{V}}^{\text{field}} = \int_{\mathcal{V}} w \, d\mathcal{V}$,

Power & energy density, Poynting theorem

(TD)

$$\nabla \times \mathbf{H} = \mathbf{J}_f + \dot{\mathbf{D}}, \quad \nabla \times \mathbf{E} = -\dot{\mathbf{B}}$$

$$\hookrightarrow \frac{d}{dt} W_{\mathcal{V}}^{\text{mech}} = \int_{\mathcal{V}} \mathbf{J}_f \cdot \mathbf{E} \, d\mathcal{V} = - \int_{\mathcal{V}} (\mathbf{E} \cdot \dot{\mathbf{D}} + \mathbf{H} \cdot \dot{\mathbf{B}}) \, d\mathcal{V} - \int_{\mathcal{V}} \nabla \cdot (\mathbf{E} \times \mathbf{H}) \, d\mathcal{V},$$

- Poynting vector: $\mathbf{S} = \mathbf{E} \times \mathbf{H}$, (energy flux density, power density)
- energy density: $w = \frac{1}{2}(\mathbf{E} \cdot \mathbf{D} + \mathbf{H} \cdot \mathbf{B})$, $W_{\mathcal{V}}^{\text{field}} = \int_{\mathcal{V}} w \, d\mathcal{V}$,
- $\hat{\epsilon}^\dagger = \hat{\epsilon}$, $\hat{\epsilon}(\omega)$, $\mathbf{D} = \epsilon_0 \hat{\epsilon} \mathbf{E}$, $\hat{\mu}^\dagger = \hat{\mu}$, $\hat{\mu}(\omega)$, $\mathbf{B} = \mu_0 \hat{\mu} \mathbf{H}$ (!)
 $\rightsquigarrow \dot{w} = (\mathbf{E} \cdot \dot{\mathbf{D}} + \mathbf{H} \cdot \dot{\mathbf{B}})$

Power & energy density, Poynting theorem

(TD)

$$\nabla \times \mathbf{H} = \mathbf{J}_f + \dot{\mathbf{D}}, \quad \nabla \times \mathbf{E} = -\dot{\mathbf{B}}$$

$$\hookrightarrow \frac{d}{dt} W_{\mathcal{V}}^{\text{mech}} = \int_{\mathcal{V}} \mathbf{J}_f \cdot \mathbf{E} \, d\mathcal{V} = - \int_{\mathcal{V}} (\mathbf{E} \cdot \dot{\mathbf{D}} + \mathbf{H} \cdot \dot{\mathbf{B}}) \, d\mathcal{V} - \int_{\mathcal{V}} \nabla \cdot (\mathbf{E} \times \mathbf{H}) \, d\mathcal{V},$$

- Poynting vector: $\mathbf{S} = \mathbf{E} \times \mathbf{H}$, (energy flux density, power density)
- energy density: $w = \frac{1}{2}(\mathbf{E} \cdot \mathbf{D} + \mathbf{H} \cdot \mathbf{B})$, $W_{\mathcal{V}}^{\text{field}} = \int_{\mathcal{V}} w \, d\mathcal{V}$,
- $\hat{\epsilon}^\dagger = \hat{\epsilon}$, $\hat{\epsilon}(\omega)$, $\mathbf{D} = \epsilon_0 \hat{\epsilon} \mathbf{E}$, $\hat{\mu}^\dagger = \hat{\mu}$, $\hat{\mu}(\omega)$, $\mathbf{B} = \mu_0 \hat{\mu} \mathbf{H}$ (!)
 $\rightsquigarrow \dot{w} = (\mathbf{E} \cdot \dot{\mathbf{D}} + \mathbf{H} \cdot \dot{\mathbf{B}})$

\mathcal{V} arbitrary

$$\hookrightarrow \dot{w} + \nabla \cdot \mathbf{S} = -\mathbf{J}_f \cdot \mathbf{E}, \quad \frac{d}{dt} (W_{\mathcal{V}}^{\text{mech}} + W_{\mathcal{V}}^{\text{field}}) = - \oint_{\partial \mathcal{V}} \mathbf{S} \cdot d\mathbf{a}.$$

Electromagnetic energy, frequency domain

Lossless uncharged nondispersive (. . .) linear media:

$$w = \frac{1}{2}(\epsilon_0 \mathbf{E} \cdot \hat{\epsilon} \mathbf{E} + \mu_0 \mathbf{H} \cdot \hat{\mu} \mathbf{H}), \quad \mathbf{S} = \mathbf{E} \times \mathbf{H}, \quad \dot{w} + \nabla \cdot \mathbf{S} = 0,$$

$$\mathbf{E}(\mathbf{r}, t) = \text{Re } \tilde{\mathbf{E}}(\mathbf{r}) e^{i\omega t}, \quad \mathbf{H}(\mathbf{r}, t) = \text{Re } \tilde{\mathbf{H}}(\mathbf{r}) e^{i\omega t}$$

↪ \mathbf{S} , w oscillate in time.

Electromagnetic energy, frequency domain

Lossless uncharged nondispersive (. . .) linear media:

$$w = \frac{1}{2}(\epsilon_0 \mathbf{E} \cdot \hat{\epsilon} \mathbf{E} + \mu_0 \mathbf{H} \cdot \hat{\mu} \mathbf{H}), \quad \mathbf{S} = \mathbf{E} \times \mathbf{H}, \quad \dot{w} + \nabla \cdot \mathbf{S} = 0,$$

$$\mathbf{E}(\mathbf{r}, t) = \text{Re } \tilde{\mathbf{E}}(\mathbf{r}) e^{i\omega t}, \quad \mathbf{H}(\mathbf{r}, t) = \text{Re } \tilde{\mathbf{H}}(\mathbf{r}) e^{i\omega t}$$

↪ \mathbf{S} , w oscillate in time.

Consider time-averaged quantities: $\bar{f}(t) = \frac{1}{T} \int_t^{t+T} f(t') dt'$ (FD)

↪ $\bar{w} = \frac{1}{4} \text{Re} \left(\epsilon_0 \tilde{\mathbf{E}}^* \cdot \hat{\epsilon} \tilde{\mathbf{E}} + \mu_0 \tilde{\mathbf{H}}^* \cdot \hat{\mu} \tilde{\mathbf{H}} \right)$, $\bar{\mathbf{S}} = \frac{1}{2} \text{Re} \left(\tilde{\mathbf{E}}^* \times \tilde{\mathbf{H}} \right)$. (exercise)

$$\bar{\dot{w}} = \dot{\bar{w}} = 0, \quad \overline{\nabla \cdot \mathbf{S}} = \nabla \cdot \bar{\mathbf{S}} \quad \rightsquigarrow \quad \nabla \cdot \bar{\mathbf{S}} = 0, \quad \oint_{\mathcal{V}} \bar{\mathbf{S}} \cdot d\mathbf{a} = 0;$$

“power balance”, conservation of energy.

Wave propagation in attenuating media

Specifically: homogeneous isotropic conductors, linear media.

Electric field drives the free currents:

Ohm's law $\mathbf{J}_f = \sigma \mathbf{E}$, σ : conductivity of the material.

Wave propagation in attenuating media

Specifically: homogeneous isotropic conductors, linear media.

Electric field drives the free currents:

Ohm's law $\mathbf{J}_f = \sigma \mathbf{E}$, σ : **conductivity** of the material.

$$\nabla \cdot \mathbf{D} = \rho_f, \quad \nabla \times \mathbf{E} = -\dot{\mathbf{B}}, \quad \nabla \cdot \mathbf{B} = 0, \quad \nabla \times \mathbf{H} = \sigma \mathbf{E} + \dot{\mathbf{D}}.$$

Wave propagation in attenuating media

Specifically: homogeneous isotropic conductors, linear media.

Electric field drives the free currents:

Ohm's law $\mathbf{J}_f = \sigma \mathbf{E}$, σ : **conductivity** of the material.

$$\nabla \cdot \mathbf{D} = \rho_f, \quad \nabla \times \mathbf{E} = -\dot{\mathbf{B}}, \quad \nabla \cdot \mathbf{B} = 0, \quad \nabla \times \mathbf{H} = \sigma \mathbf{E} + \dot{\mathbf{D}}.$$

$$\curvearrowright \dot{\rho}_f = -\frac{\sigma}{\epsilon_0 \epsilon} \rho_f, \quad \rho_f(\mathbf{r}, t) = \rho_f(\mathbf{r}, t_0) \exp\left(-\frac{\sigma}{\epsilon_0 \epsilon}(t - t_0)\right),$$

$$\text{assume } \rho_f(\mathbf{r}, t_0) = 0 \rightsquigarrow \rho_f(\mathbf{r}, t) = 0 \quad \forall t.$$

Wave propagation in attenuating media

Specifically: homogeneous isotropic conductors, linear media.

Electric field drives the free currents:

Ohm's law $\mathbf{J}_f = \sigma \mathbf{E}$, σ : **conductivity** of the material.

$$\nabla \cdot \mathbf{D} = \rho_f, \quad \nabla \times \mathbf{E} = -\dot{\mathbf{B}}, \quad \nabla \cdot \mathbf{B} = 0, \quad \nabla \times \mathbf{H} = \sigma \mathbf{E} + \dot{\mathbf{D}}.$$

$$\begin{aligned} \curvearrowright \dot{\rho}_f &= -\frac{\sigma}{\epsilon_0 \epsilon} \rho_f, \quad \rho_f(\mathbf{r}, t) = \rho_f(\mathbf{r}, t_0) \exp\left(-\frac{\sigma}{\epsilon_0 \epsilon}(t - t_0)\right), \\ \text{assume } \rho_f(\mathbf{r}, t_0) &= 0 \quad \rightsquigarrow \quad \rho_f(\mathbf{r}, t) = 0 \quad \forall t. \end{aligned}$$

$$\nabla \cdot \mathbf{E} = 0, \quad \nabla \times \mathbf{E} = -\mu_0 \mu \dot{\mathbf{H}}, \quad \nabla \cdot \mathbf{H} = 0, \quad \nabla \times \mathbf{H} = \sigma \mathbf{E} + \epsilon_0 \epsilon \dot{\mathbf{E}}.$$

Telegrapher equation

$$\nabla \cdot \mathbf{E} = 0, \quad \nabla \times \mathbf{E} = -\mu_0 \mu \dot{\mathbf{H}}, \quad \nabla \cdot \mathbf{H} = 0, \quad \nabla \times \mathbf{H} = \sigma \mathbf{E} + \epsilon_0 \epsilon \dot{\mathbf{E}}$$

$$\rightarrow \Delta \mathbf{E} - \epsilon_0 \mu_0 \epsilon \mu \ddot{\mathbf{E}} - \mu_0 \mu \sigma \dot{\mathbf{E}} = 0, \quad \Delta \mathbf{H} - \epsilon_0 \mu_0 \epsilon \mu \ddot{\mathbf{H}} - \mu_0 \mu \sigma \dot{\mathbf{H}} = 0,$$

Telegrapher equation.

Telegrapher equation

$$\nabla \cdot \mathbf{E} = 0, \quad \nabla \times \mathbf{E} = -\mu_0 \mu \dot{\mathbf{H}}, \quad \nabla \cdot \mathbf{H} = 0, \quad \nabla \times \mathbf{H} = \sigma \mathbf{E} + \epsilon_0 \epsilon \dot{\mathbf{E}}$$

$$\hookrightarrow \Delta \mathbf{E} - \epsilon_0 \mu_0 \epsilon \mu \ddot{\mathbf{E}} - \mu_0 \mu \sigma \dot{\mathbf{E}} = 0, \quad \Delta \mathbf{H} - \epsilon_0 \mu_0 \epsilon \mu \ddot{\mathbf{H}} - \mu_0 \mu \sigma \dot{\mathbf{H}} = 0,$$

Telegrapher equation.

Frequency domain: $\mathbf{E}(\mathbf{r}, t) = \tilde{\mathbf{E}}(\mathbf{r}) e^{i\omega t}$,

$$\hookrightarrow \Delta \tilde{\mathbf{E}} + \left(\frac{\omega^2}{c^2} \epsilon \mu - i\omega \mu_0 \mu \sigma \right) \tilde{\mathbf{E}} = 0.$$

$$\text{Nonconducting media } \sigma = 0, \quad \Delta \tilde{\mathbf{E}} + \left(\frac{\omega^2}{c^2} \epsilon \mu \right) \tilde{\mathbf{E}} = 0.$$

Telegrapher equation

$$\begin{aligned} \nabla \cdot \mathbf{E} &= 0, & \nabla \times \mathbf{E} &= -\mu_0 \mu \dot{\mathbf{H}}, & \nabla \cdot \mathbf{H} &= 0, & \nabla \times \mathbf{H} &= \sigma \mathbf{E} + \epsilon_0 \epsilon \dot{\mathbf{E}} \\ \hookrightarrow \Delta \mathbf{E} - \epsilon_0 \mu_0 \epsilon \mu \ddot{\mathbf{E}} - \mu_0 \mu \sigma \dot{\mathbf{E}} &= 0, & \Delta \mathbf{H} - \epsilon_0 \mu_0 \epsilon \mu \ddot{\mathbf{H}} - \mu_0 \mu \sigma \dot{\mathbf{H}} &= 0, \end{aligned}$$

Telegrapher equation.

Frequency domain: $\mathbf{E}(\mathbf{r}, t) = \tilde{\mathbf{E}}(\mathbf{r}) e^{i\omega t}$,

$$\hookrightarrow \Delta \tilde{\mathbf{E}} + \left(\frac{\omega^2}{c^2} \epsilon \mu - i\omega \mu_0 \mu \sigma \right) \tilde{\mathbf{E}} = 0.$$

Nonconducting media $\sigma = 0$, $\Delta \tilde{\mathbf{E}} + \left(\frac{\omega^2}{c^2} \epsilon \mu \right) \tilde{\mathbf{E}} = 0$.

Define $\bar{\epsilon}$ such that $\frac{\omega^2}{c^2} \bar{\epsilon} \mu = \frac{\omega^2}{c^2} \epsilon \mu - i\omega \mu_0 \mu \sigma$, i.e. $\bar{\epsilon} = \epsilon - i \frac{\sigma}{\epsilon_0 \omega}$

$$\hookrightarrow \Delta \tilde{\mathbf{E}} + k^2 \bar{\epsilon} \mu \tilde{\mathbf{E}} = 0, \quad \text{Helmholtz equation, } \bar{\epsilon} \in \mathbb{C}, \quad k = \frac{\omega}{c}.$$

Wave attenuation

$$\Delta \tilde{\mathbf{E}} + k^2 \bar{\epsilon} \mu \tilde{\mathbf{E}} = 0, \quad \bar{\epsilon} \in \mathbb{C}$$

Wave attenuation

$$\Delta \tilde{\mathbf{E}} + k^2 \bar{\epsilon} \mu \tilde{\mathbf{E}} = 0, \quad \bar{\epsilon} \in \mathbb{C}$$

↪ solutions $\sim e^{-i(k\bar{n}z - \omega t)}$

$$\text{with refractive index } \bar{n} = n' - i n'' = \sqrt{\bar{\epsilon} \mu} \in \mathbb{C}, \quad (!)$$

Wave attenuation

$$\Delta \tilde{\mathbf{E}} + k^2 \bar{\epsilon} \mu \tilde{\mathbf{E}} = 0, \quad \bar{\epsilon} \in \mathbb{C}$$

↪ solutions $\sim e^{-i(k\bar{n}z - \omega t)}$

with refractive index $\bar{n} = n' - in'' = \sqrt{\bar{\epsilon}\mu} \in \mathbb{C}$, (!)

$$e^{-i(k\bar{n}z - \omega t)} = e^{-i(kn'z - \omega t)} e^{-kn''z},$$

damped plane wave solutions

↔ sign of n'' , choice of $\exp(\pm i\omega)$.

Issues:

- penetration depth,
- S and w decay with z ,
- still transverse waves,
- E, H no longer in phase,
- notions of wavenumber, wavelength, phase velocity $\in \mathbb{C}$.

Simulations in integrated optics

A typical setting:

- “uncharged dielectric medium”: $\rho_f = 0, \mathbf{J}_f = 0$.
- “linear medium”: $\mathbf{D} = \epsilon_0 \hat{\epsilon} \mathbf{E}, \mathbf{B} = \mu_0 \hat{\mu} \mathbf{H}$.
- “isotropic medium”: $\hat{\epsilon} = \epsilon \hat{\mathbf{1}}, \hat{\mu} = \mu \hat{\mathbf{1}}$.
- “nonmagnetic medium”: $\hat{\mu} = \hat{\mathbf{1}}$.
- “lossless medium”: $\hat{\epsilon}^\dagger = \hat{\epsilon}, \hat{\mu}^\dagger = \hat{\mu}, (\epsilon, \mu \in \mathbb{R})$.
- “piecewise constant” \rightarrow “dependent on position”.
- “electric and magnetic field”: eliminate \mathbf{D} and \mathbf{B} , retain \mathbf{E} and \mathbf{H} .
- “governed by the curl equations”: divergence eqns. are satisfied.
- “frequency domain, time harmonic fields, frequency, wavelength”:
... as discussed.

Upcoming

Next lectures:

- Classes of simulation tasks: scattering problems, mode analysis, resonance problems.
- Normal modes of dielectric optical waveguides, mode interference.
- Examples for dielectric optical waveguides.

